














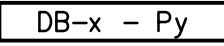





















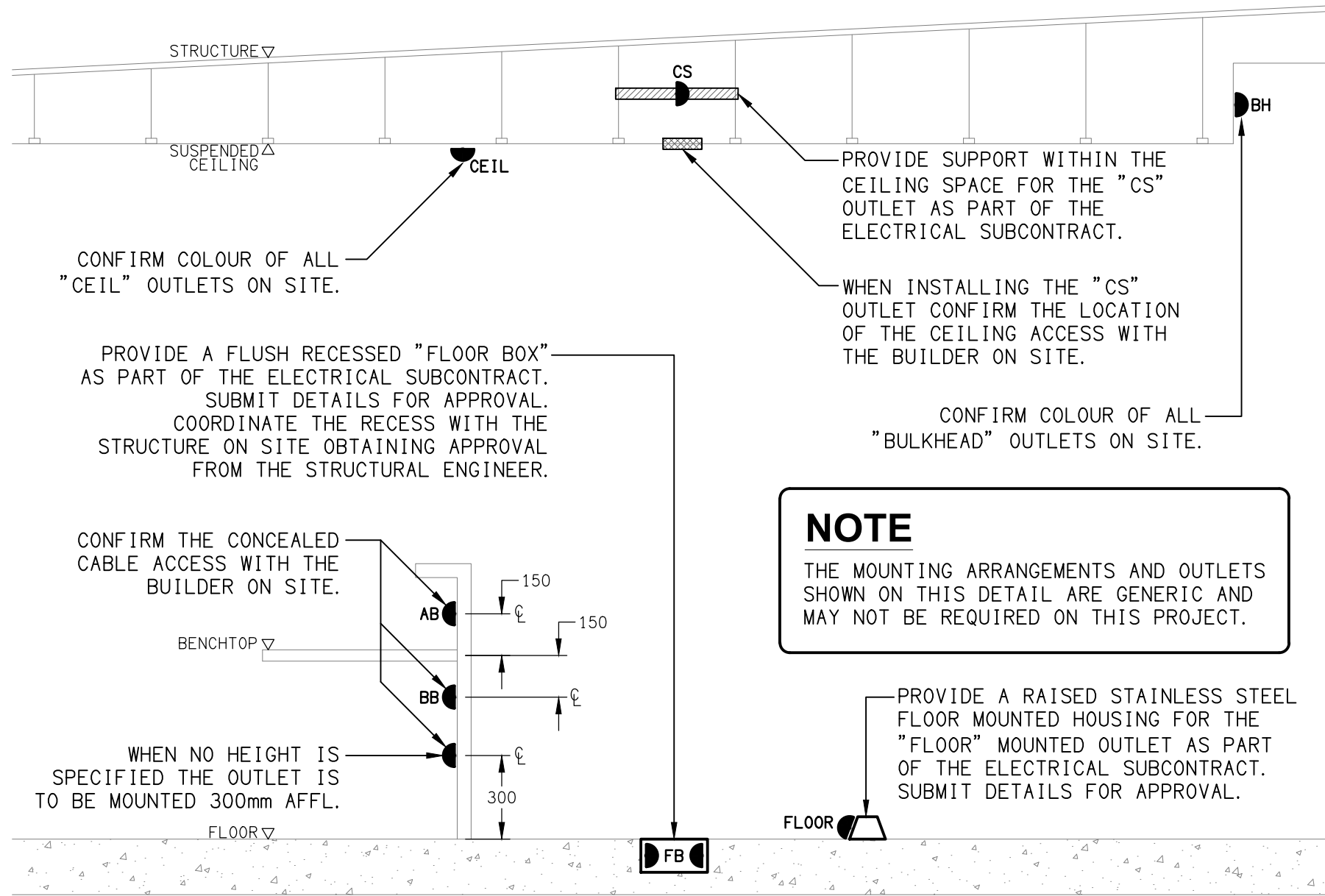


LEGEND

-  ELECTRICAL SERVICES SWITCHBOARD.
-  SWITCHBOARD / CONTROL PANEL NOT PROVIDED AS PART OF THE ELECTRICAL SUBCONTRACT.
-  SINGLE POWER OUTLET.
-  DOUBLE POWER OUTLET.
-  USB DOUBLE POWER OUTLET C/W TWO INTEGRAL USB PORTS.
-  SPECIAL PURPOSE POWER OUTLET.
-  THEATRE OUTLET.
-  **FBx** ELECTRICAL FLOOR BOX, TYPE AS NOTED.
-  SINGLE PHASE ISOLATOR.
-  THREE PHASE ISOLATOR.
-  **SPx** LIGHTING SWITCH PANEL, TYPE AS NOTED.
-  ONE-WAY LIGHT SWITCH.
-  TWO-WAY LIGHT SWITCH.
-  CIRCUIT LINE.
-  SWITCH LINE.
-  **DB-x - Py** POWER CIRCUIT DESIGNATION. DENOTES DB AND CIRCUIT.
-  ELECTRICAL EQUIPMENT AS NOTED.
-  RJ45 UTP COMMUNICATIONS OUTLET CABLED TO AV-2.
-  RJ45 UTP COMMUNICATIONS OUTLET CABLED TO CR-A.
-  **STP** RJ45 STP COMMUNICATIONS OUTLET CABLED TO CR-A.
-  PA SPEAKER ZONE 1.
-  PA SPEAKER ZONE 2.
-  REFER TO DETAIL NOTED FOR THE AREA SHOWN HATCHED. ADDITIONAL OUTLETS & FITTINGS MAY BE SHOWN ON DETAIL.
-  **xx** LIGHTING CHANNEL REFERENCE.
-  **Rx** RELAY.
-  **Cx** CONTACTOR.
-  **NO** NORMALLY OPEN.
-  **NC** NORMALLY CLOSED.
-  **E1** E1: RECESSED GENERAL LED EMERGENCY LIGHT, WHITE.
-  **E2 EX** E2 EX: EMERGENCY LED EXIT LIGHT C/W BLACK THEATRE MASK.
-  **EX** EX: EMERGENCY LED EXIT LIGHT, WHITE.
-  **L1** L1: AUDITORIUM RECESSED DOWNLIGHT.
-  **L2** L2: BACK OF HOUSE RECESSED DOWNLIGHT.
-  **L3** L3: BACK OF HOUSE BLUE RECESSED DOWNLIGHT.
-  **L4** L4: OFFICE RECESSED DOWNLIGHT.
-  **L5** L5: MEETING ROOM RECESSED DOWNLIGHT.
-  **L6** L6: CHAPLAIN 600 x 600 LAY IN FLAT PLATE FITTING.

NOTE

ALL ELECTRICAL PENETRATIONS THROUGH THE ROOF SHEETING ARE TO BE IN LINE WITH THE STRUCTURAL OR MECHANICAL SERVICES PENETRATIONS TO AVOID DEDICATED FLASHINGS FOR THE ELECTRICAL SERVICES.

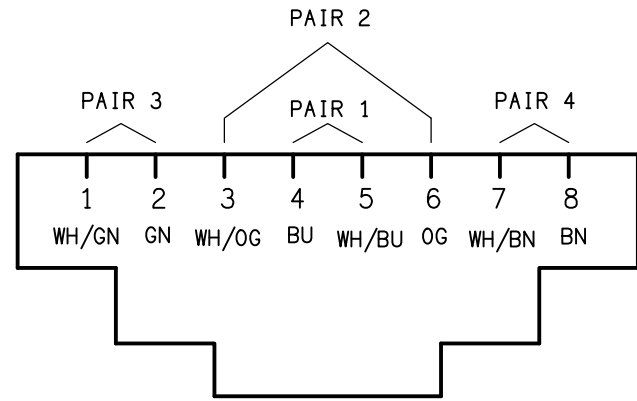


DETAIL

TYPICAL OUTLET MOUNTINGS
NOT TO SCALE

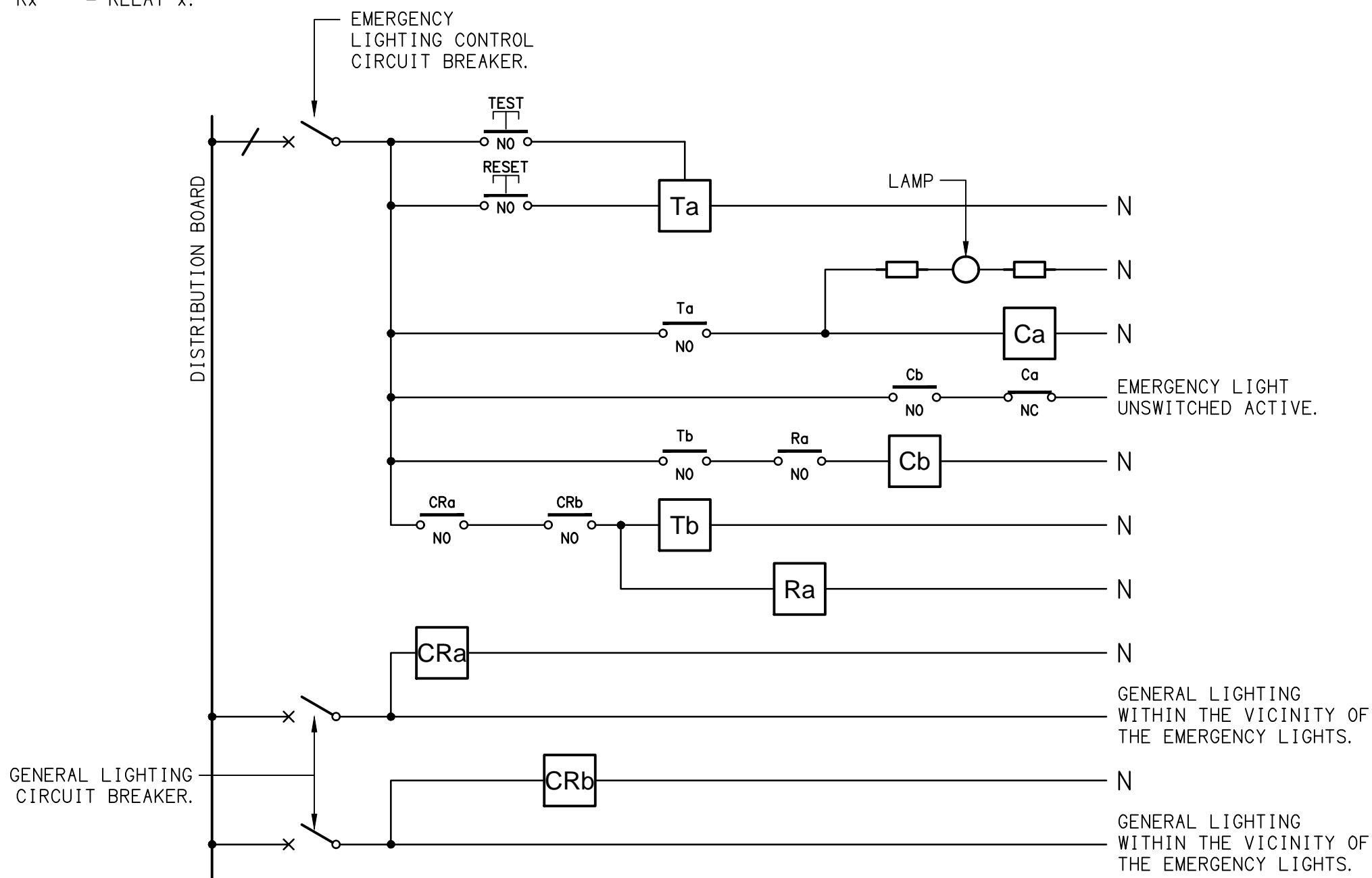
EQUIPMENT:

- TEST - TEST PUSH BUTTON MOUNTED ON THE DISTRIBUTION BOARD ESCUTCHEON.
- RESET - RESET PUSH BUTTON MOUNTED ON THE DISTRIBUTION BOARD ESCUTCHEON.
- LAMP - AMBER TEST INDICATING LAMP MOUNTED ON THE DISTRIBUTION BOARD ESCUTCHEON.
- Ta - ADJUSTABLE 0-3 HOUR TIMED RELAY.
- Tb - 15 MINUTE RUN-ON TIMER TO OPERATE UPON THE RETURN OF MAINS POWER.
- Cx - CONTACTOR x.
- CRx - CONTROL RELAY x.
- Rx - RELAY x.



SCHEMATIC

RJ45 PINOUT CONFIGURATION
NOT TO SCALE

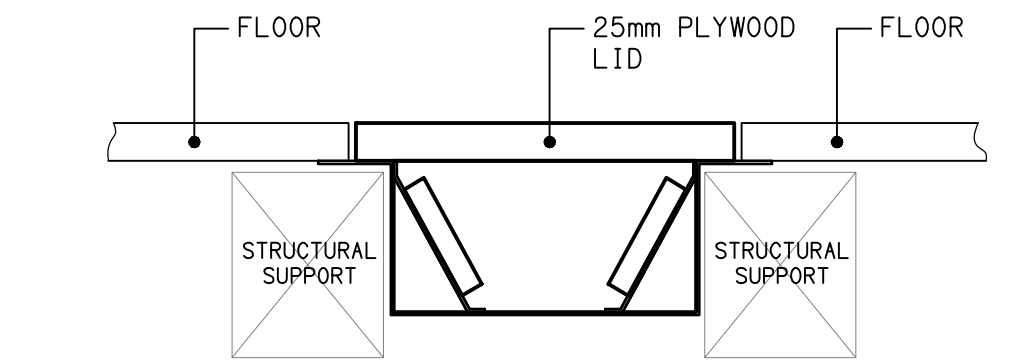


NOTES

- THE EMERGENCY LIGHT UNSWITCHED ACTIVE / GENERAL LIGHTING SWITCHED ACTIVE CIRCUIT ARRANGEMENT AND CONTROL IS TYPICAL FOR ALL CIRCUITS SUPPLYING EMERGENCY LIGHTS.
- PROVIDE ADDITIONAL CONTROL RELAYS (CRx) CONFIGURED AS PER CRa AND CRb FOR ALL ADDITIONAL LIGHTING CIRCUITS THAT SUPPLY LIGHTS IN THE VICINITY OF THE EMERGENCY LIGHTS.

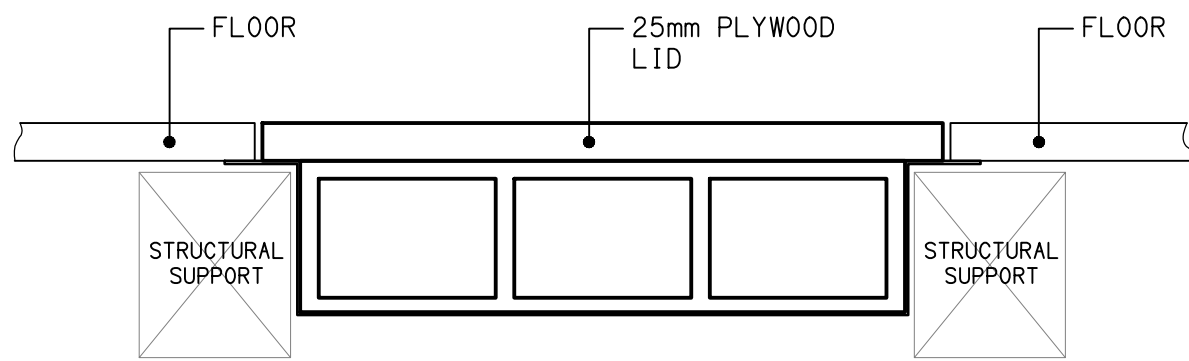
SCHEMATIC

EMERGENCY LIGHTING
NOT TO SCALE



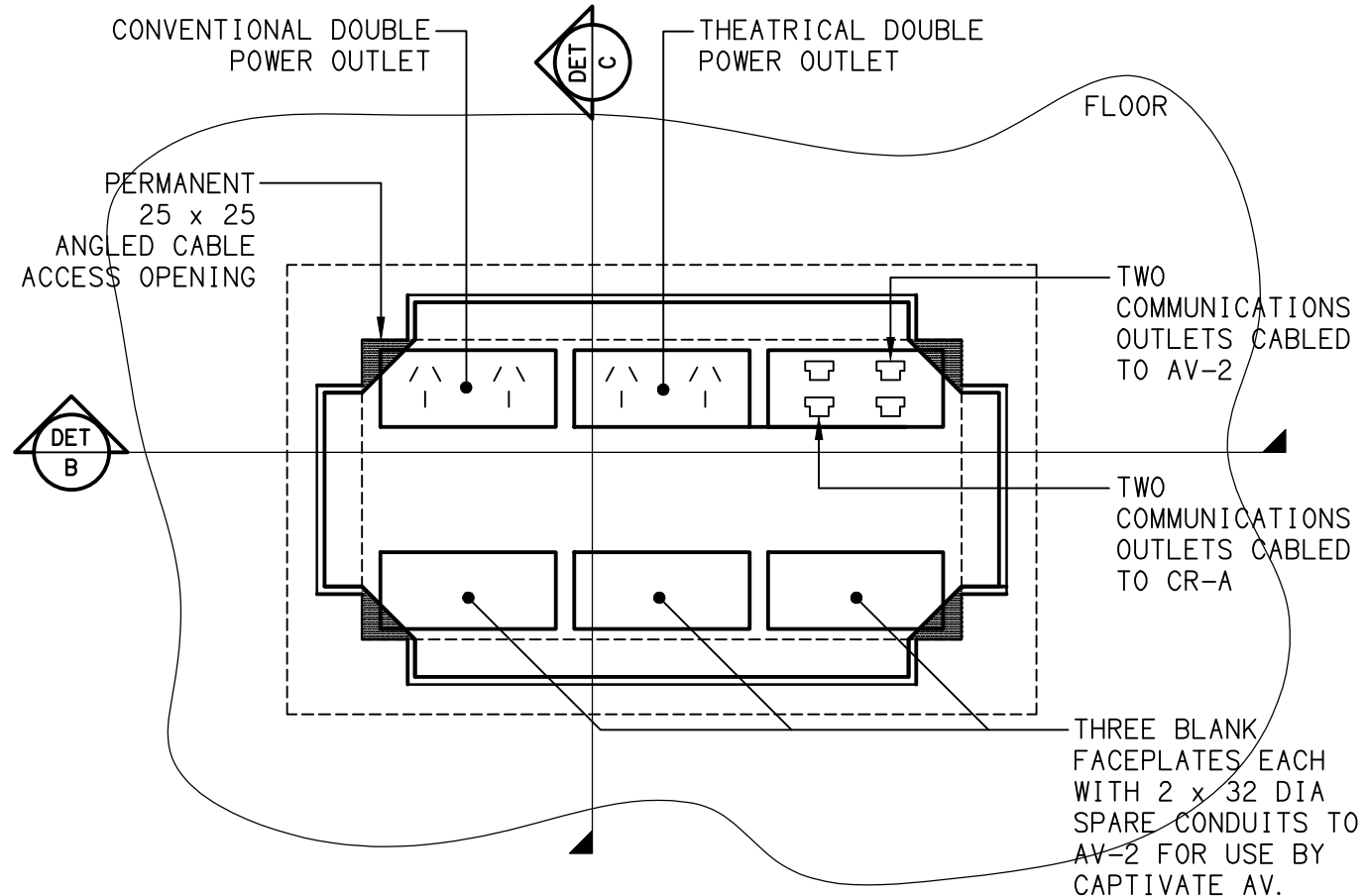
DETAIL C

CUSTOM FLOOR BOX FB2 SECTION 2
NOT TO SCALE



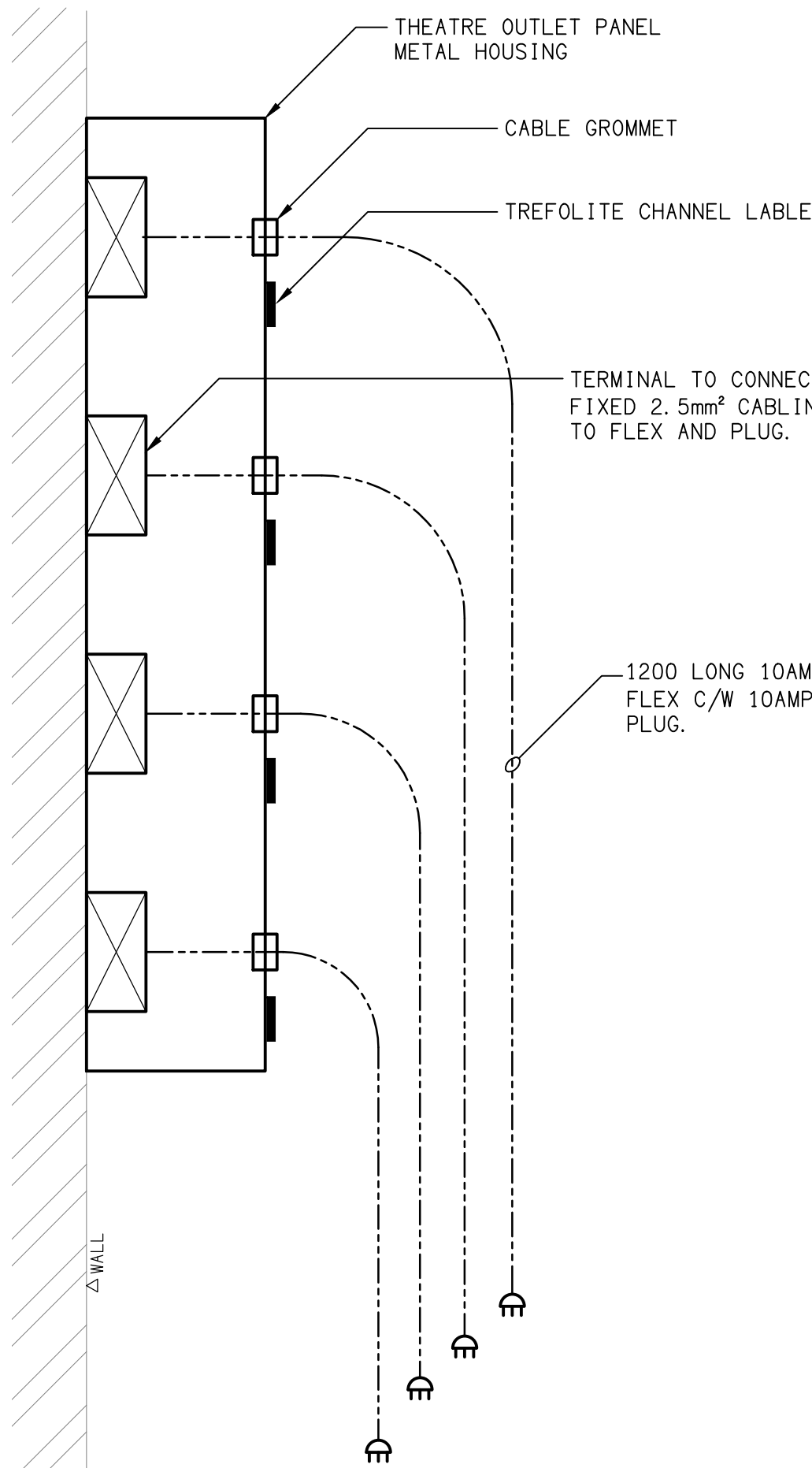
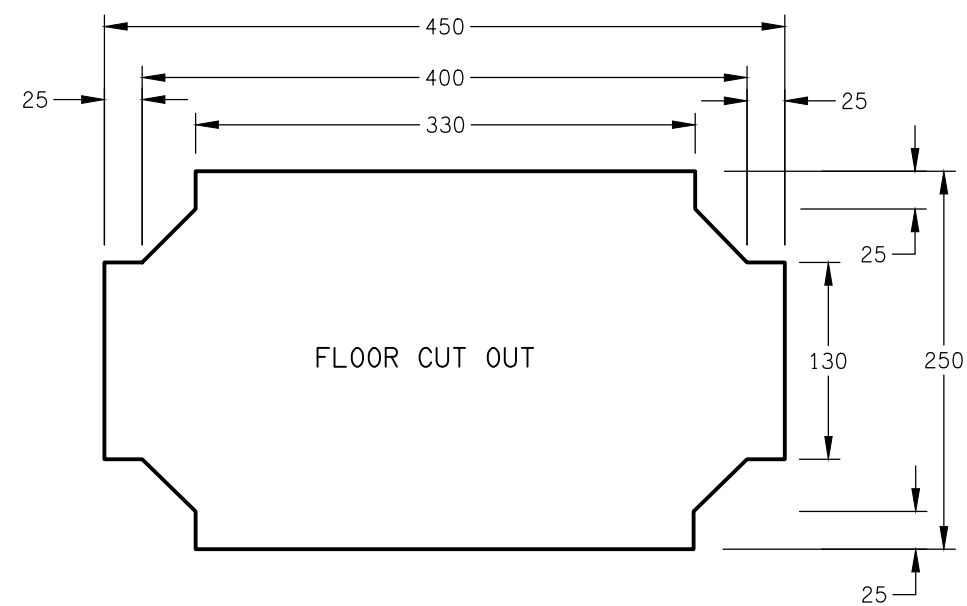
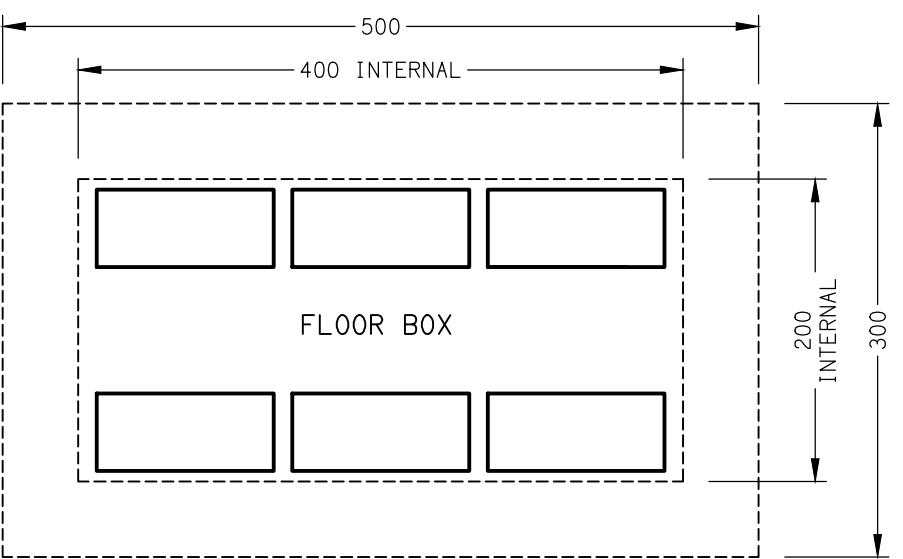
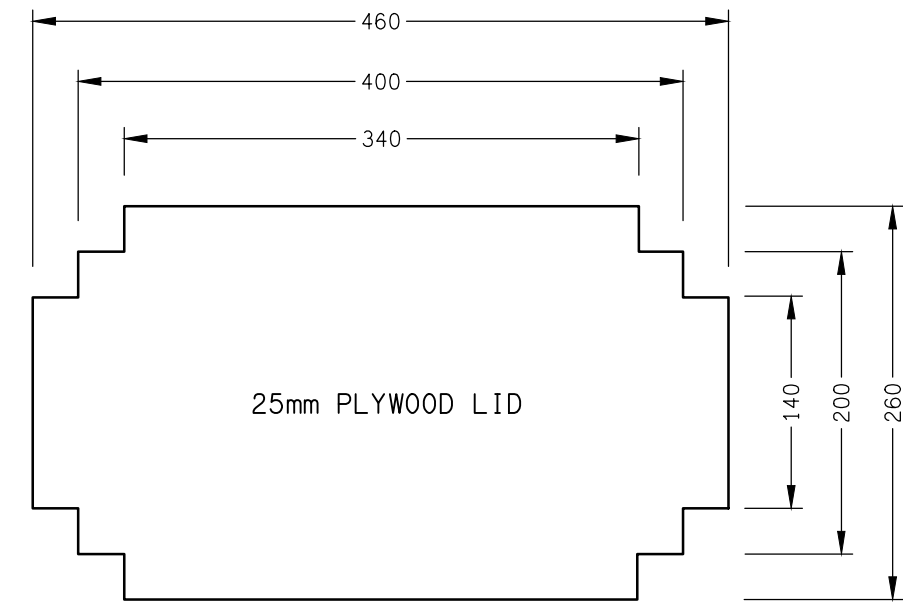
DETAIL B

CUSTOM FLOOR BOX FB2 SECTION 1
NOT TO SCALE



DETAIL A

CUSTOM FLOOR BOX FB2 PLAN
NOT TO SCALE



DETAIL

THEATRE OUTLET PANEL SECTION
NOT TO SCALE

A	TENDER	28/05/2026
REV:	DESCRIPTION:	DATE:

DRAWING:	PROJECT NO:	DRAWING NO:	REVISION:
ELECTRICAL SERVICES	C3777a	E01	A
LEGEND & DETAILS			

SCALE:	AT A1
NOT TO SCALE	

ELECTRICAL DESIGN GROUP BRISBANE
PTY LTD
ACN 092 710 793

TRADING AS:
ELECTRICAL DESIGN GROUP

THE COPYRIGHT OF THIS DRAWING
REMAINS THE PROPERTY OF THE
ELECTRICAL DESIGN GROUP.

USE FIGURED DIMENSIONS
IN PREFERENCE TO SCALE.

ALL DIMENSIONS TO BE
VERIFIED ONSITE.



ELECTRICAL DESIGN GROUP

ELECTRICAL BUILDING SERVICES CONSULTANTS

BRISBANE GOLD COAST

P.O.Box 15, Sherwood Q.4075
Phone: (07) 3278 4375
Email: brisbane@edg.net.au
Web: www.edg.net.au

PROJECT:

KINGS CHRISTIAN COLLEGE
CHAMBERS FLAT, MIDDLE SCHOOL CHA16
AUDITORIUM
38-112 ANZAC AVENUE, CHAMBERS FLAT